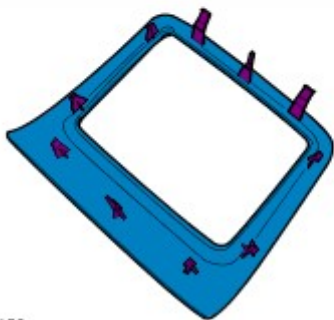
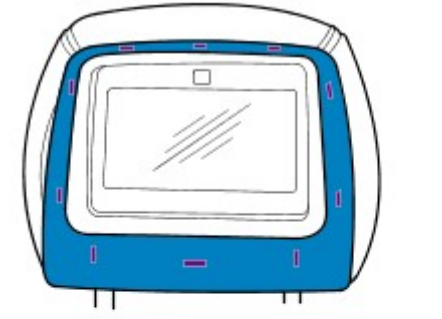


Video Display

Removal

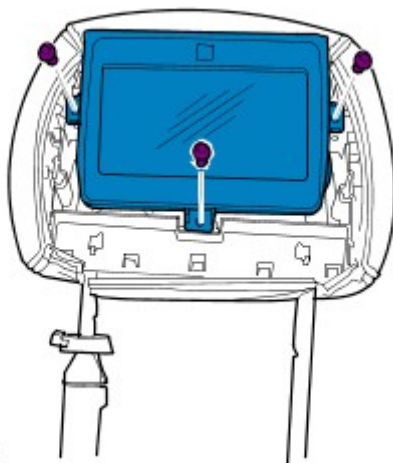
- 1 . Remove the screen surround.



E93458

- 2 . Release the video display.

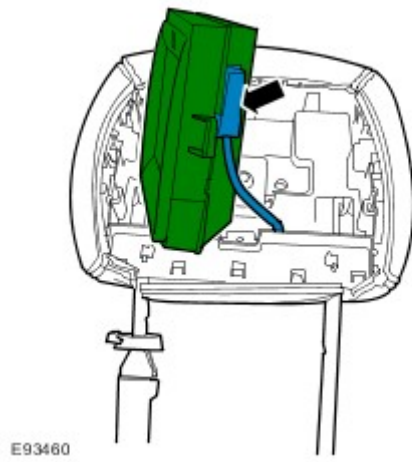
▶ Remove the 3 Torx screws.



E93459

- 3 . Remove the video display.

▶ Disconnect the electrical connector.



Installation

- 1 . To install, reverse the removal procedure.